



### District Report Card: 2017


<b>State:</b> West Bengal	<b>District:</b> Siliguri
<b>Class:</b> 8	<b>Subject:</b> Mathematics
<b>Schools:</b> 49	<b>Students:</b> 1028


### Participation/Coverage


#### Students

<b>GENDER</b> 	Boys		Girls	
	Number	%	Number	%
	397	38.62	631	61.38

<b>AREA</b> 	Rural		Urban	
	Number	%	Number	%
	627	60.99	401	39.01

<b>CATEGORY</b> 	SC		ST		OBC		GEN	
	Number	%	Number	%	Number	%	Number	%
	476	46.30	167	16.25	143	13.91	242	23.54

<b>CWSN</b> 	LD	VI	HI	S&LD	ID	Oth
	0	1	4	0	2	23

<b>Management</b> 	Government		Government-aided	
	Number	%	Number	%
	553	53.79	475	46.21

### Average Performance of Students in Mathematics (%)

Overall	Gender		Area		Management		Social Group			
	Male	Female	Rural	Urban	Govt.	Aided	SC	ST	OBC	GEN
36.87	42.02	33.63	32.95	42.99	33.27	41.05	35.03	29.18	37.86	45.21

## Performance on Learning Outcomes (LOs)

Learning Outcomes	Description	Average Performance(%)
M601	Solves problems involving large numbers by applying appropriate operations	32.99
M606	Solves problems on daily life situations involving addition and subtraction of fractions / decimals	34.22
M620	Finds out the perimeter and area of rectangular objects in the surroundings like floor of the class room, surfaces of a chalk box etc.	33.31
M621	Arranges given/collected information in the form of table, pictograph and bar graph and interprets them	36.25
M702	Interprets the division and multiplication of fractions	40.76
M705	Solves problems related to daily life situations involving rational numbers	31.91
M706	Uses exponential form of numbers to simplify problems involving multiplication and division of large numbers	29.98
M707	Adds/subtracts algebraic expressions	50.00
M710	Solves problems related to conversion of percentage to fraction and decimal and vice versa	30.17
M717	Finds out approximate area of closed shapes by using unit square grid/graph sheet	36.46
M719	Finds various representative values for simple data from her/his daily life contexts like mean, median and mode	46.15
M721	Interprets data using bar graph	43.20
M801	Generalizes properties of addition, subtraction, multiplication and division of rational numbers through patterns	22.16
M802	Finds rational numbers between two given rational numbers	43.76
M803	Proves divisibility rules of 2, 3, 4, 5, 6, 9 and 11	43.38
M804	Finds squares, cubes, square roots and cube roots of numbers using different methods	34.64
M808	Uses various algebraic identities in solving problems of daily life	45.07
M812	Verifies properties of parallelogram and establishes the relationship between them through reasoning	28.04
M818	Finds surface area and volume of cuboidal and cylindrical object	26.07
M819	Draws and interprets bar charts and pie charts	40.27

Range of Performance of Students who Answered Correctly							
Below 30%		30% - 50%		50% - 75%		Above 75%	
Number	%	Number	%	Number	%	Number	%
471	45.82	328	31.91	145	14.11	84	8.17

## Lowest Performing Learning Outcomes (LOs)

1 - Generalizes properties of addition, subtraction, multiplication and division of rational numbers through patterns (22.16)

2 - Finds surface area and volume of cuboidal and cylindrical object (26.07)

3 - Verifies properties of parallelogram and establishes the relationship between them through reasoning (28.04)

- 4 - Uses exponential form of numbers to simplify problems involving multiplication and division of large numbers (29.98)
- 5 - Solves problems related to conversion of percentage to fraction and decimal and vice versa (30.17)